



Approximate Product Dimensions:

Total Length:
9 Inches (22.86 cm)

Width:
1.5 Inches (3.81 cm)

Circumference:
4.75 Inches (12.07 cm)

• 1 Year Warranty

Connect the USB end into
your preferred power
source.

Connect
charger here



Features



**Stimulating
Textured Tip**



**Bendable End for
Custom Angled Use
Holds Shape Until
User Unbends It**



**Deep, Powerful
Vibrations**



**Multi-Function
Massager with
7 Vibration Patterns**



**Luxurious
Premium Silicone**



**USB Rechargeable
(Cable Included)**

Waterproof
•
**Hypoallergenic,
Phthalate-Free, and Body-Safe**

DOCJOHNSON®

iVibe™
select



iBend

6027-11/12-BX

About This Product

The iVibe™ Select iBend is so much more than a vibrator. The silicone iBend is an insertable seven-mode massager crafted to bend perfectly into position to hit every sweet spot. Unlike other flexible massagers, iBend is specially designed to hold its shape until you reposition it or return it to the original shape.

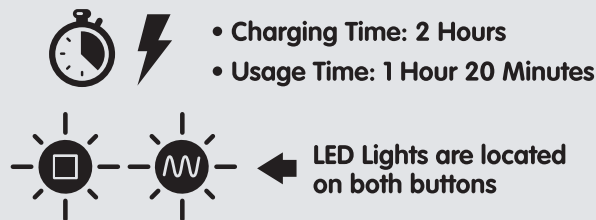
Why Silicone?

Silicone is hypoallergenic and nonporous, making it the safest and most high-end material used in today's pleasure products. Our premium silicone is completely body-safe without compromising the beauty of each piece and has a smooth, velvety texture. When we created the iVibe™ Select line of products, we knew that this attractive and hygienic material was the only acceptable choice.

Getting Started

For the best experience, we recommend cleaning and fully charging your iVibe™ Select iBend before the first use.

To charge, connect the USB cable included with your iBend into your preferred power source. Locate the small charging port at the bottom of your iBend and firmly push the charger jack into it. (The charging port may appear too small due to iBend's protective silicone exterior, but will stretch to accommodate the charger.)



LED Flashing: Charging

LED Continually Lit: Item is fully charged

LED Off: Charging Cable Detached

Using Your iVibe™ Select iBend


iBend can be used with the flexible shaft curved and bent in many different ways, making a number of stimulating combinations possible. Many users find that their iVibe™ experience is improved with the use of a water-based lubricant.

Do not use the iVibe™ Select iBend with oil-based or silicone-based lubes.


To Turn On iBend's Powerful Vibrations

 ← Press button. LED will turn on.

To Change the Vibration Pattern

 ← Press button again to cycle through patterns until finding the mode you prefer.

To Turn Off iBend

 ← Press and hold button until LED is off.

Care and Maintenance

Proper cleaning and storage of your iVibe™ Select products are essential for your continued enjoyment.

To clean, spray with Doc Johnson® Toy Cleaner or wash with mild soap and warm water and wipe clean, avoiding iBend's charger port. Do not submerge. Allow your iBend to dry completely before storing separately from other toys in a cool, dry place. (Doc Johnson® Toy Cleaner not included.)

When storing, ensure that your iVibe™ Select product does not come into contact with other toys. Keep away from extreme heat, cold, and moisture. Use iVibe™ Select products with water-based lubricants only; oils and silicone-based lubes will degrade the material of your iWand.

WARNING FOR VIBRATING PRODUCTS: To avoid injury or aggravation of pre-existing conditions, this product should not be used on swollen or inflamed areas or skin lacerations. No medical claims are warranted or implied by the use of this product.

Designed by Doc Johnson® in Los Angeles, California.
Copyright © 2017 Doc Johnson Enterprises. All Rights Reserved.

For warranty information and product registration, please visit us online at docjohnson.com



**Socialize
with the Doc**
www.docjohnson.com/social-media

KIN-6027-11