

DOC JOHNSON®

OptiMALE™

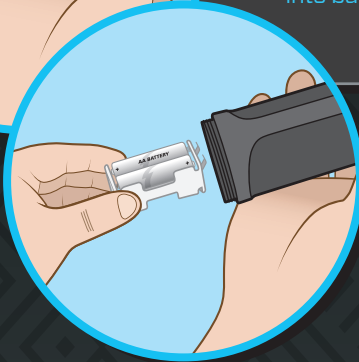
Power Pump Instructions

BEFORE USING YOUR POWER PUMP: Locate the quick-release valve button just above the pressure gauge. If you feel you have applied too much pressure or experience discomfort at any time, press the quick-release valve to release pressure and withdraw your penis from the cylinder.



1

Unscrew cap on bottom of controller. Insert 4 AA batteries into battery pack and screw cap back on.

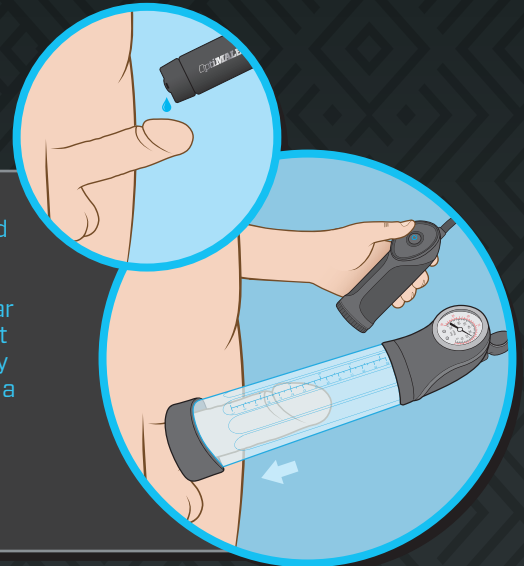


2

Apply OptiMALE Water-based lubricant to your penis.

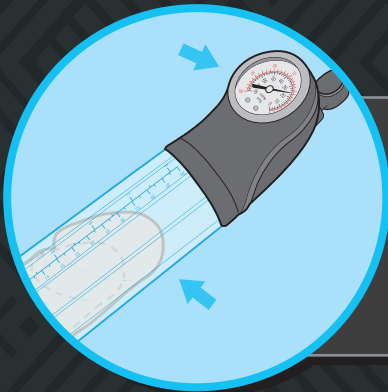
Insert your penis into the clear vacuum cylinder, with the soft silicone donut pressing lightly onto your lower abdomen for a comfortable air-tight seal.

Press POWER, and achieve desired level of suction.



3

Watch your erection grow with the easy-to-read measuring guide, and effortlessly monitor progress with the pressure gauge just above the cylinder. **The Power Pump helps draw blood flow to your penis for the ultimate erection.*



4

Once desired erection size is reached, press the quick-release valve button to release pressure, and withdraw your penis from the cylinder.

Enjoy your bigger, thicker erection sure to make for some powerful pleasure!



Care & Maintenance

Disassemble, wash each piece by hand with soap and warm water, and air dry completely before reassembling and storing.