

Easy Lab™ OTC Pregnancy Test

A Rapid, One-Step At-Home Pregnancy Test Stick for Early Qualitative Detection of Human Chorionic Gonatropin (hCG) in Urine

FEATURES & BENEFITS

- **FAST RESULTS** - In only 3 minutes
- **SIMPLE TO USE** - Just 1 step, easy-to-follow instructions provided
- **CONVENIENT** - Works any time of day
- **ACCURATE, EASY TO READ RESULTS** - Over 99% accurate*
- **FOR IN VITRO DIAGNOSTIC USE** - Not to be taken internally

TESTING PROCESS

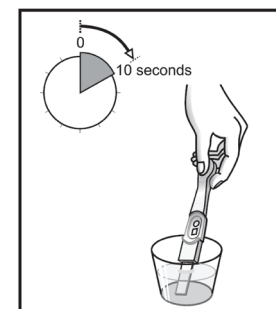
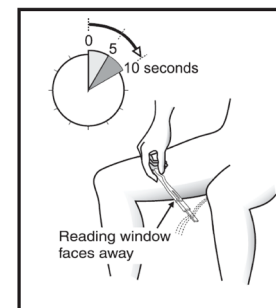
1. Open the sealed pouch, remove the Easy Lab™ test stick, and remove the protective cap. Once you open the pouch, you should use the test within 30 minutes.
2. Turn the test stick so that the reading window is facing away from you, with the absorbent tip down, and hold the absorbent tip in your urine stream for at least 5 seconds (10 seconds is better). The test will not work properly if too little urine is absorbed or if urine is spilled into.
3. Replace the protective cap over the wet absorbent tip and leave the stick on a flat surface with the reading window facing up.
4. Read the result after 3 minutes, but within 5 minutes. While you wait, you will see a pink color moving up the reading window. A pinkish-purple line will form in the Control (upper) window to tell you the test is working correctly.

ALTERNATE PROCEDURE:

1. Collect urine into a clean cup. Open the pouch and remove the test as above. Dip the absorbent tip of the stick at least halfway into the urine, for at least 10 seconds.
2. Replace the protective cap over the wet absorbent tip and leave the stick on a flat surface with the reading window facing upward.
3. Read the result after 3 minutes, but do not read after 5 minutes.



Easy Lab Pregnancy test (1 test box)



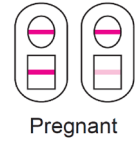
* In laboratory studies

TESTING RESULTS

Wait at least 3 minutes before reading your test.

Positive:

Two lines, one in each of the reading windows, means you are probably pregnant. Even if one line is very light, you can assume you are pregnant. Some positive results may appear in just one minute.



Pregnant

Negative:

One line in the Control (upper) window and no line in the Test (lower) window means you are probably not pregnant. Negative results take at least 5 minutes to confirm.



Not Pregnant



Invalid

Invalid:

If there are no lines visible in the reading windows, the test did not work properly and should be repeated. A Control line will always appear if the test worked properly.

TEST RESULTS INTERPRETATION:

A positive test result means your urine contains hCG, a hormone your body makes during pregnancy. You can assume you are pregnant, and should consult your doctor for proper prenatal care and nutrition counseling. A negative result means that hCG has not been detected and you probably are not pregnant. You may want to repeat the Easy Lab™ test if a week passes and you still have not started menstruating. If the result from this later test is still negative, you are probably not pregnant, but you should see your physician because there could be health-related reasons why you are not menstruating.

Note: Since it can be difficult to know the day you've missed your period, women with an irregular menstrual cycle should use the longest cycle as a reference. If the test is negative and your period does not begin within a few days, you may have miscalculated your cycle and should use a second test.

LIMITS TO THE TEST

The Easy Lab™ One-Step Home Pregnancy Test is not reusable. The test instructions must be followed precisely.

Test results should not be affected by oral contraceptives, pain relievers, antibiotics and other common drugs. Medications containing the pregnancy hormone hCG may affect the test and should not be taken concurrently.

The Easy Lab™ One-Step Home Pregnancy Test is highly accurate in detecting pregnancy.

In rare instances, however, false results (positive when no pregnancy exists or negative when pregnancy is present) may be observed. You should check with your doctor if you get inconsistent results. Certain health conditions such as an ectopic pregnancy or a cyst in the ovary can cause false results.

TEST KIT CONTENTS

Individually sealed test device (test stick) with a protective cap, visible test window and control window and instructions of use.

AVAILABLE PRODUCT CONFIGURATIONS

Product name	SKU#	MSRP
Easy Lab™ Pregnancy test (1 test box)	6000	\$5.99
Easy Lab™ Pregnancy test (2 tests box)	6002	\$10.99



To order visit: www.verseadiagnostics.com

For more information contact: **1.800.397.0670**, diagnostics@versea.com